

Atacama & Apollo Speaker Stand Technical & Specification Chart

HOW TO SELECT THE CORRECT SPEAKER STANDS FOR YOUR SPEAKERS.

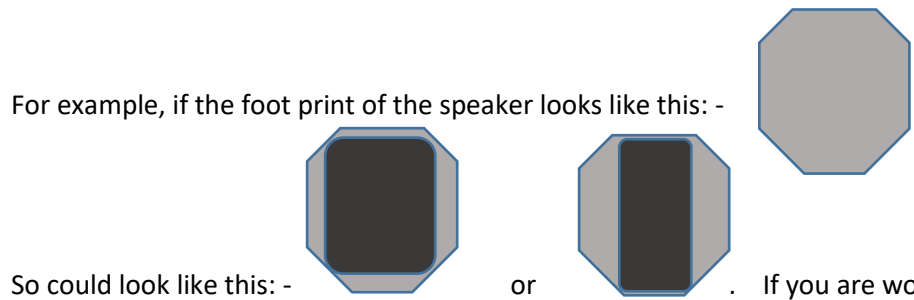
In order to identify which stands would best match your speakers, you will need the following information.

1. Overall weight of the speaker the stands will be supporting.
2. Depth of the cabinet (excluding the grill cover and speaker cable binding posts).
3. Width of the cabinet. **(The width/ depth dimensions will be referred to below as the speaker "foot print")**
4. Overall Height of the speaker along with the height of the tweeter from the bottom of the speaker cabinet.

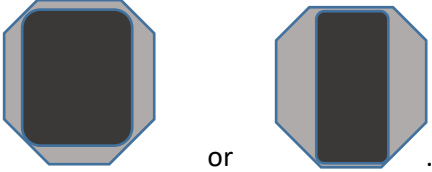
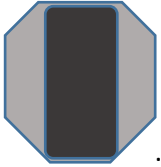
Selecting the correct top plate.

Most speakers will have a square or rectangular foot print, so as long as the speaker stand top plate dimensions are smaller than the foot print of the speaker AND a reasonable area of coverage is achieved (aim for a minimum of 75% of the speaker's base being covered with the speaker stand top plate) then you will be ok.

If the speaker cabinet is curved, teardrop or an unusual shape, you will need to measure the optimum area of coverage of the underneath of the speaker as the top plate of the speaker stand that you are going to use will be either rectangular or square. There can be multiple ways of achieving this.



then your choice of top plate dimensions need to be within the outer boundaries.

So could look like this: -  or  . If you are worried that the total contact area is marginal, replace the gel pads that are supplied with the speaker stands that form a protective barrier between the top plate and speaker cabinet with a little bonding putty, (Blutak or similar). Please note, if the speaker has feet they must be included in the top plate measurements as they need to be supported.

Selecting the correct base plate/ base panel.

The footprint width and depth of the speaker should be smaller than the width and depth of the speaker stand base plate. If the speaker is 10-20mm over the base plate dimensions in any one direction, then you MUST add some mass loading filler (Atacama Atabites are designed for this) to the main vertical support tubes. Aim for 1/2 to 2/3rds full to give stability to the stands. DO NOT exceed these recommendations without checking with your hifi dealer first as you will risk the stands being unstable.

Selecting the correct height

Check with the speaker manufacturer for guidance on what is the optimum height that your specific speakers. If that information is not available, as a general rule you need to have the tweeter at ear height when seated at your favourite listening position in the room. So measure from the centre of the tweeter to the bottom of the cabinet, deduct this number from listening position measurement and what is left is the approximate height of the stands you should be aiming for.

<u>SPEAKER DETAILS</u> Make & Model	
Weight:-	
Depth:-	
Width:-	
Height: -	To Tweeter:-

SPEAKER STAND SERIES	STD OR OPTION	TOP PLATE WIDTH	TOP PLATE DEPTH	BASE PLATE WIDTH	BASE PLATE DEPTH	WEIGHT CAPACITY (PER STAND)	HEIGHT OPTIONS EXCLUDING SPIKES AND GEL PADS (UNLESS STATED OTHERWISE)
APOLLO CYCLONE SERIES	STANDARD	150mm (5.9")	200mm (7.9")	240mm (9.4")	300mm (11.8")	7.5KG (16.5lbs)	515mm (20.3"), 615mm (24.2"), 715mm (28.1")
	STANDARD	200mm (7.9")	150mm (5.9")	240mm (9.4")	300mm (11.8")	7.5KG (16.5lbs)	
NEXUS SERIES	STANDARD	145mm (5.7")	180mm (7.1")	250mm (9.8")	300mm (11.8")	8.2KG (18.1lbs)	500mm (19.7"), 600mm (23.6"), 700mm (27.6"), 1000mm (39.4")
	OPTIONAL	130mm (5.2")	200mm (7.9")				
	OPTIONAL	130mm (5.2")	130mm (5.2")				
MOSECO SERIES	STANDARD	130mm (5.2")	170mm (6.7")	240mm (9.4")	280mm (11")	7.5KG (16.5lbs)	515mm (20.3"), 615mm (24.2"), 715mm (28.1"), 1015mm (40")
	OPTIONAL	160mm (6.3")	220mm (8.7")				
SLX SERIES	STANDARD	225mm (8.9")	225mm (8.9")	305mm (12")	305mm (12")	15KG (33lbs)	Including Spikes & Gel Pads -235mm (9.25"), 335mm (13.19"), 435mm (17.12"), 535mm (21.06"), 635mm (25"), 735mm (28.9"), 1035mm (40.7")
HMS SERIES							
HMS 1.1	STANDARD	145mm (5.7")	210mm (8.3")	250mm (9.8")	300mm (11.8")	27.7KG (61lbs)	507mm (19.96"), 607mm (23.9"), 707mm (27.8")
HMS1.1T	STANDARD	180mm (7.1")	150mm (5.9")	250mm (9.8")	300mm (11.8")	15KG (33lbs)	Including Spikes & Gel Pads - 625mm (24.6")
HMS2X SET UP 1	STANDARD	200mm (7.9")	225mm (8.9")	305mm (12")	305mm (12")	42KG (92.6lbs)	607mm (23.9")
HMS2X SET UP 2	STANDARD	225mm (8.9")	200mm (7.8")	305mm (12")	305mm (12")	42KG (92.6lbs)	607mm (23.9")
MOSECO XL SERIES	STANDARD	200mm (7.9")	275mm (10.9")	275mm (10.9")	350mm (13.8")	20KG (44lbs)	520mm (20.47"), 620mm (24.4")
MOSECO CC SERIES							
CC01	STANDARD	400mm (15.7")	180mm (7.1")	600mm (23.6")	292mm (11.5")	25KG (55lbs)	215mm (8.5"), 315mm (12.4"), 415mm (16.3")
CC02	STANDARD	475mm (18.7")	210mm (8.3")	600mm (23.6")	292mm (11.5")	25KG (55lbs)	515mm (20.3"), 615mm (24.2")
CC03	STANDARD	550mm (21.7")	250mm (9.8")	600mm (23.6")	292mm (11.5")	25KG (55lbs)	
AUDITION SERIES							
AUDITION SET UP 1	STANDARD	360mm (14.2")	225mm (8.9")	400mm (15.7")	305mm (12")	20KG (44lbs)	Including Spikes & Gel Pads - 335mm (13.19"), 435mm (17.12"),
AUDITION SET UP 2	STANDARD	225mm (8.9")	360mm (14.2")	305mm (12")	400mm (15.7")	20KG (44lbs)	535mm (21.06"), 635mm (25"), 735mm (28.9")
ALL SERIES ARE SUPPLIED IN PAIRS WITH THE EXCEPTION OF MOSECO CC.				CYCLONE, NEXUS & MOSECO WEIGHT CAPACITIES CAN BE INCREASED 25% IF MAIN COLUMN IS 1/2 OR MORE MASS FILLED WITH ATABITES.			
COLOUR OPTIONS	STANDARD	STANDARD	COST OPTION	COST OPTION	COST OPTION	COST OPTION	NATURAL FINISHES ARE STANDARD, ALL OTHERS ARE COST OPTION
	SATIN BLACK	SILK BLACK	GLAZIER WHITE	DIAMOND WHITE	SILVER METALIC	GLOSS/SATIN BLACK	WOOD BASE PLATE COLOUR CHOICE
APOLLO CYCLONE SERIES	NO	YES	YES	NO	NO	NO	NATURAL OAK FINISH, DARK OAK FINISH
NEXUS SERIES	YES	NO	NO	YES	YES	NO	N/A
MOSECO SERIES	YES	NO	NO	YES	YES	YES	NATURAL BAMBOO FINISH, MEDIUM FINISH, DARK FINISH
SLX SERIES	YES	NO	NO	YES	YES	NO	N/A
HMS SERIES*	YES	NO	NO	YES	YES	NO	N/A
MOSECO XL SERIES	YES	NO	NO	YES	YES	NO	NATURAL BAMBOO FINISH, MEDIUM FINISH, DARK FINISH
MOSECO CC SERIES	YES	NO	NO	YES	YES	NO	NATURAL BAMBOO FINISH, MEDIUM FINISH, DARK FINISH
AUDITION SERIES	YES	NO	NO	YES	YES	NO	N/A
*HMS2X SERIES ONLY AVAILABLE IN SATIN BLACK							